













Alabama Harvest Information Program (HIP) Holders Survey - January, 2012

Respondents: 990 displayed, 990 total Status: Closed
 Launched Date: 01/10/2012 Closed Date: 01/17/2012




















1. Please select the most appropriate answer in the dropdown box below that best summarizes your dove and waterfowl hunting activities to date for the 2011-2012 hunting season. If you hunted neither, click on "neither" and then go to the bottom of the survey and click "done".

		Response Total	Response Percent	Points	Avg
Hunted doves only		419	45%	n/a	n/a
Hunted waterfowl only		83	9%	n/a	n/a
Hunted doves and waterfowl		169	18%	n/a	n/a
I did not hunt doves or waterfowl during the 2011-2012 hunting season		257	28%	n/a	n/a
Total Respondents		928	100%		
(skipped this question)			62		

2. Please select the most appropriate answer in the dropdown box below that best summarizes the number of days you dove hunted during the 2011-2012 hunting season?

		Response Total	Response Percent	Points	Avg
1		147	25%	n/a	n/a
2		147	25%	n/a	n/a
3		79	13%	n/a	n/a
4		55	9%	n/a	n/a
5		53	9%	n/a	n/a
6-10		68	11%	n/a	n/a
11-20		29	5%	n/a	n/a
21+		18	3%	n/a	n/a
Total Respondents		596	100%		
(skipped this question)			394		

3. Please select the county name from the dropdown box menu that best represents where you did most of your dove hunting during the 2011-2012 hunting season.

		Response Total	Response Percent	Points	Avg
Autauga		13	2%	n/a	n/a
Baldwin		37	6%	n/a	n/a
Barbour		7	1%	n/a	n/a
Bibb		5	1%	n/a	n/a
Blount		4	1%	n/a	n/a
Bullock		6	1%	n/a	n/a
Butler		2	0%	n/a	n/a
Calhoun		11	2%	n/a	n/a
Chambers		4	1%	n/a	n/a
Cherokee		6	1%	n/a	n/a
Chilton		8	1%	n/a	n/a
Choctaw		4	1%	n/a	n/a
Clarke		6	1%	n/a	n/a
Clay		6	1%	n/a	n/a
Cleburne		6	1%	n/a	n/a
Coffee		7	1%	n/a	n/a
Colbert		10	2%	n/a	n/a
Conecuh		0	0%	n/a	n/a
Coosa		3	0%	n/a	n/a

Covington		7	1%	n/a	n/a
Crenshaw	█	4	1%	n/a	n/a
Cullman	█	17	3%	n/a	n/a
Dale	█	9	1%	n/a	n/a
Dallas	█	16	3%	n/a	n/a
Dekalb	█	11	2%	n/a	n/a
Elmore	█	6	1%	n/a	n/a
Escambia	█	11	2%	n/a	n/a
Etowah	█	3	0%	n/a	n/a
Fayette	█	3	0%	n/a	n/a
Franklin	█	7	1%	n/a	n/a
Geneva	█	9	1%	n/a	n/a
Greene	█	10	2%	n/a	n/a
Hale	█	6	1%	n/a	n/a
Henry	█	7	1%	n/a	n/a
Houston	█	6	1%	n/a	n/a
Jackson	█	15	2%	n/a	n/a
Jefferson	█	7	1%	n/a	n/a
Lamar	█	4	1%	n/a	n/a
Lauderdale	█	14	2%	n/a	n/a
Lawrence	█	5	1%	n/a	n/a
Lee	█	13	2%	n/a	n/a
Limestone	█	25	4%	n/a	n/a
Lowndes	█	6	1%	n/a	n/a
Macon	█	6	1%	n/a	n/a
Madison	█	38	6%	n/a	n/a
Marengo	█	12	2%	n/a	n/a
Marion	█	3	0%	n/a	n/a
Marshall	█	4	1%	n/a	n/a
Mobile	█	17	3%	n/a	n/a
Monroe	█	8	1%	n/a	n/a
Montgomery	█	20	3%	n/a	n/a
Morgan	█	12	2%	n/a	n/a
Perry	█	2	0%	n/a	n/a
Pickens	█	8	1%	n/a	n/a
Pike	█	10	2%	n/a	n/a
Randolph	█	4	1%	n/a	n/a
Russell	█	11	2%	n/a	n/a
Shelby	█	17	3%	n/a	n/a
St. Clair	█	9	1%	n/a	n/a
Sumter	█	6	1%	n/a	n/a
Talladega	█	8	1%	n/a	n/a
Tallapoosa	█	9	1%	n/a	n/a
Tuscaloosa	█	11	2%	n/a	n/a
Walker	█	9	1%	n/a	n/a
Washington	█	13	2%	n/a	n/a
Wilcox	█	6	1%	n/a	n/a
Winston	█	3	0%	n/a	n/a

Total Respondents 612 100%

(skipped this question) 378

4. Please input the approximate number of doves you harvested during the 2011-2012 hunting season in the text box below.

Response Average

View responses to this question

14.92

Total Respondents 989

(skipped this question) 1

5. If you live in the north zone for dove hunting, please select the date you prefer for the 2012 dove season to begin on in the north zone?

		Response Total	Response Percent	Points	Avg
September 1, 2012		135	27%	n/a	n/a
September 8, 2012		85	17%	n/a	n/a
September 15, 2012		124	25%	n/a	n/a
September 22, 2012		35	7%	n/a	n/a
September 29, 2012		15	3%	n/a	n/a
October 6, 2012		10	2%	n/a	n/a
No preference		94	19%	n/a	n/a
Total Respondents		498	100%		
		(skipped this question)	492		

6. If you live in the south zone for dove hunting, please select the date you prefer for the 2012 dove season to begin on in the south zone?

		Response Total	Response Percent	Points	Avg
September 22, 2012		101	35%	n/a	n/a
September 29, 2012		30	10%	n/a	n/a
October 6, 2012		25	9%	n/a	n/a
October 13, 2012		13	5%	n/a	n/a
October 20, 2012		10	3%	n/a	n/a
No preference		109	38%	n/a	n/a
Total Respondents		288	100%		
		(skipped this question)	702		

7. Did you dove hunt in a state other than Alabama during the 2011 hunting season?

		Response Total	Response Percent	Points	Avg
Yes		76	12%	n/a	n/a
No		562	88%	n/a	n/a
Total Respondents		638			
		(skipped this question)	352		

8. If you answered yes to question 7, please check the appropriate boxes for the states you dove hunted










		Response Total	Response Percent	Points	Avg
Tennessee		10	1%	n/a	n/a
Mississippi		25	3%	n/a	n/a
Georgia		20	2%	n/a	n/a
Florida		10	1%	n/a	n/a
Other		24	2%	n/a	n/a
Total Respondents		989			
		(skipped this question)	1		

9. Did you participate in the early goose season (September 24-October 5) during the 2011 hunting season

		Response Total	Response Percent	Points	Avg
Yes		36	6%	n/a	n/a
No		614	94%	n/a	n/a
Total Respondents		650			
		(skipped this question)	340		

10. Please input the number of geese you harvested in the box below if you participated in the early goose season during the 2011-2012 hunting season.

Response
Average

View responses to this question view				0.18	
			Total Respondents	989	
			(skipped this question)	1	
11. Did you waterfowl hunt in a state other than Alabama during the 2011 hunting season?					
		Response Total	Response Percent	Points	Avg
Yes		138	22%	n/a	n/a
No		499	78%	n/a	n/a
			Total Respondents	637	
			(skipped this question)	353	
12. If you answered yes to question 11, please check the appropriate boxes for the states you waterfowl hunted.					
		Response Total	Response Percent	Points	Avg
Tennessee		9	1%	n/a	n/a
Mississippi		42	4%	n/a	n/a
Georgia		13	1%	n/a	n/a
Florida		2	0%	n/a	n/a
Louisiana		24	2%	n/a	n/a
Arkansas		64	6%	n/a	n/a
Other		19	2%	n/a	n/a
			Total Respondents	989	
			(skipped this question)	1	